

NO. A-21031-1

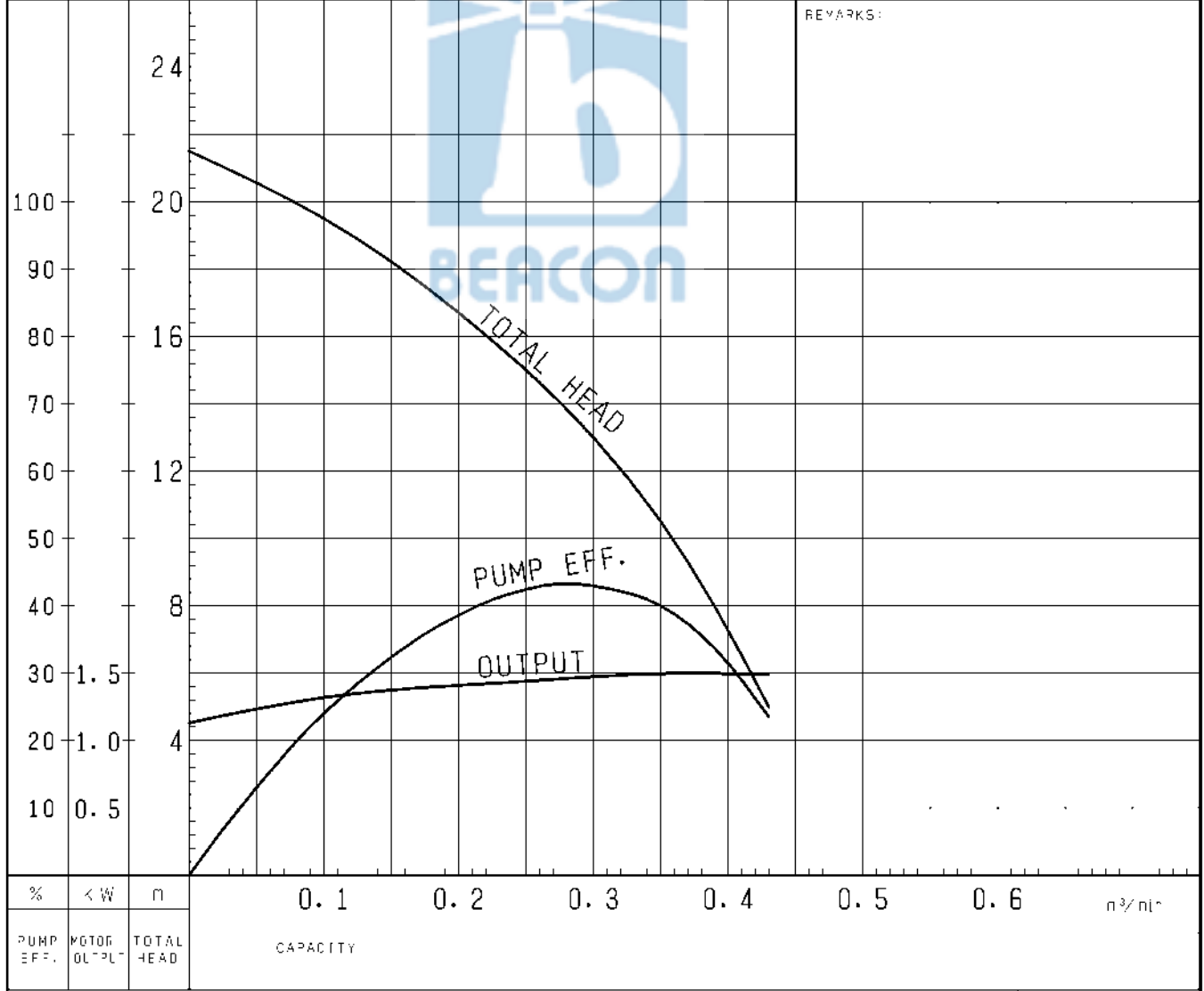
# PUMP PERFORMANCE CURVES

TYPE SUBMERSIBLE GENERAL DEWATERING PUMP	MODEL KTZE21.5 -51	FREQUENCY 50 Hz
---	-----------------------	--------------------

CUSTOMER'S NAME \_\_\_\_\_

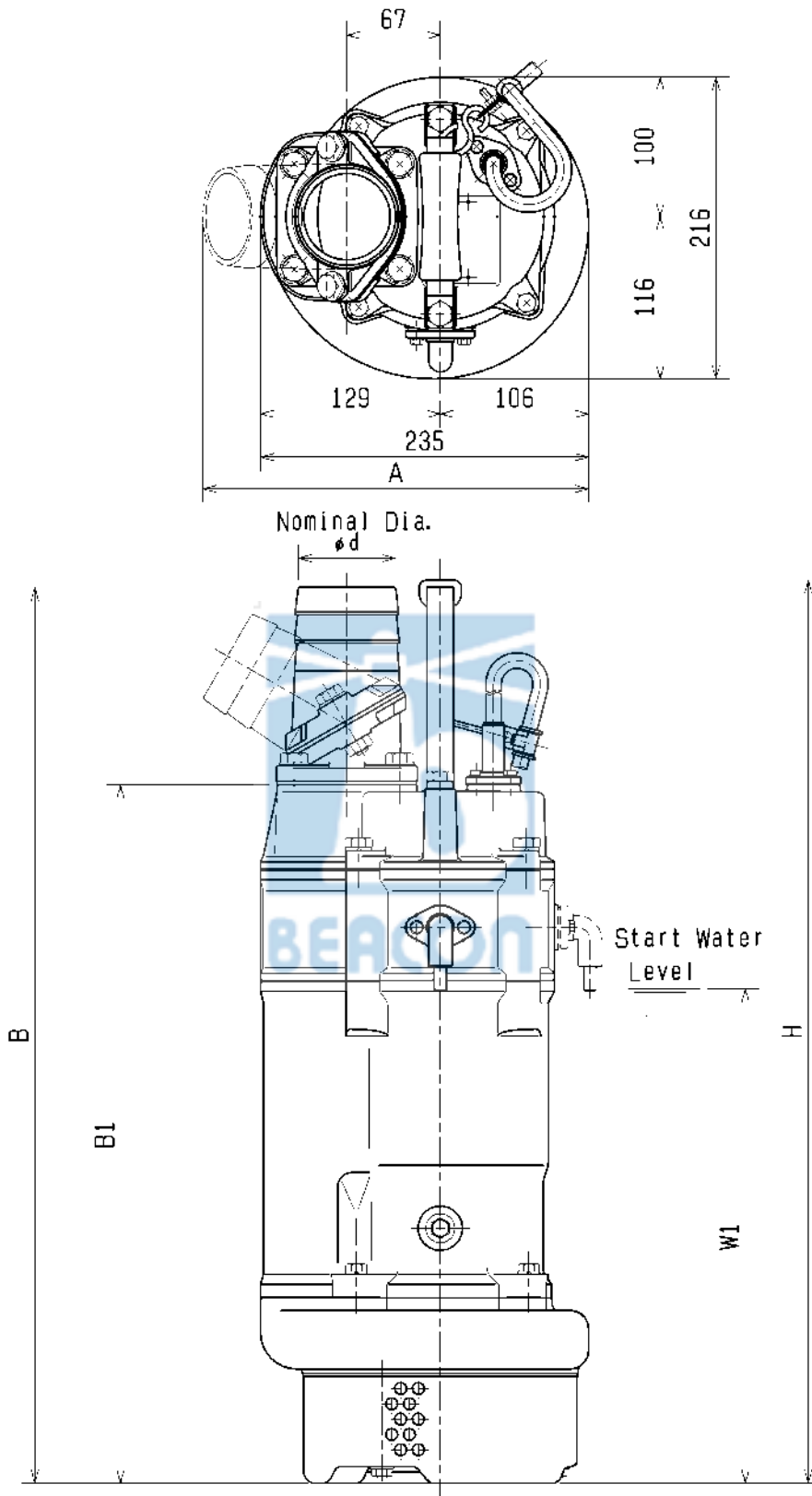
EQUIPMENT TITLE \_\_\_\_\_ NO. \_\_\_\_\_

	STANDARD SPECIFICATIONS	REQUIRED SPECIFICATIONS
DISCHARGE BORE	50 mm	mm
TOTAL HEAD	MAX. 21.5 m	m
CAPACITY	MAX. 0.43 m <sup>3</sup> /min	m <sup>3</sup> /min
MOTOR OUTPUT	1.5 kW	kW
PHASE × VOLTAGE	3 φ × V	φ × V
CURRENT	A	A
POLES / REVOLUTION	2 P / S. S. 3000 min <sup>-1</sup>	P / min <sup>-1</sup>
STARTING METHOD	DIRECT ON LINE	
INSULATION CLASS	F	



TSURUMI MFG. CO., LTD.

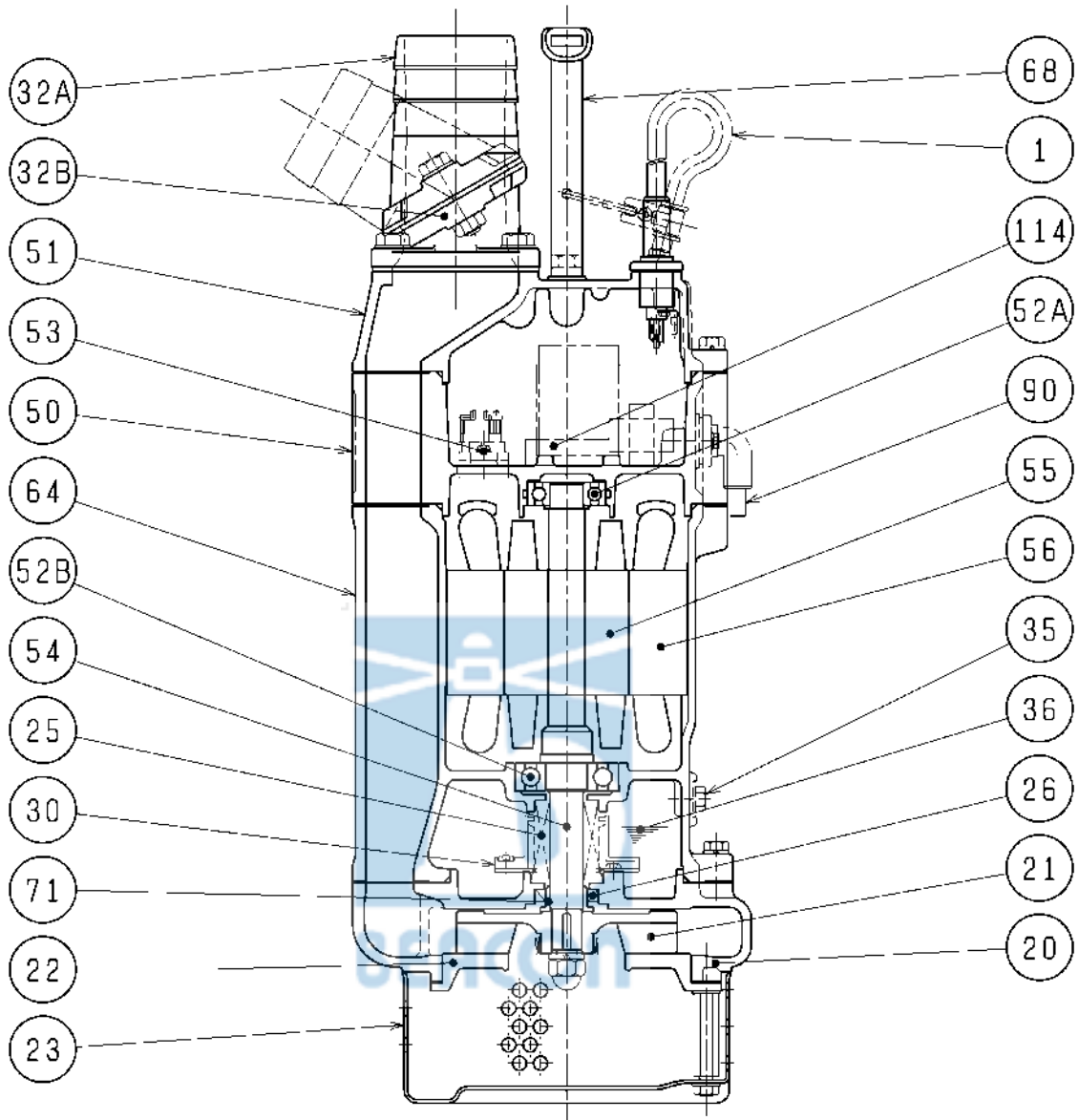
<b>DIMENSION DRAWING</b>		No.	No.	A-21045-1
TYPE	SUBMERSIBLE GENERAL DEWATERING PUMP	MODEL	KTZE21.5 -51/61, KTZE22.2 -51/61 KTZE31.5 -51/61, KTZE32.2 -51/61	



MODEL	d	A	B	B1	H	W1	Approximate Weight (※)
KTZE21.5-51/61	50	270	623	481	628	345	39kg
KTZE31.5-51/61	80	276	623	481	628	345	38kg
KTZE22.2-51/61	50	270	643	501	648	355	41kg
KTZE32.2-51/61	80	276	643	501	648	355	40kg

※excluding cable

<b>SECTIONAL DRAWING</b>		No.	No. A-21047-2
TYPE	SUBMERSIBLE GENERAL DEWATERING PUMP	MODEL	KTZE21.5 -51/61, KTZE22.2 -51/61 KTZE31.5 -51/61, KTZE32.2 -51/61



REQ. SPECIFICATION

※ the wetted part

No.	DESCRIPTION	QTY	MATERIAL / NOTE	No.	DESCRIPTION	QTY	MATERIAL / NOTE
1	Cable	1	PVC Sheath	52A	Upper Bearing	1	6204ZC3
20	Pump Casing	1	Gray Iron Casting	52B	Lower Bearing	1	6305ZC3
21	Impeller	1	Chromium Iron Casting	53	Motor Protector	1	
22	Suction Cover	1	Ductile Iron Casting	54	Shaft	1	Stainless Steel 420J2(※)
23	Strainer Stand	1	Steel Sheet	55	Rotor	1	
25	Mechanical Seal	1	H-20T	56	Stator	1	
26	Oil Seal	1	TC25388	64	Motor Frame	1	Gray Iron Casting
30	Oil Lifter	1	Plastic	68	Handle	1	Steel Sheet & Nitrile Butadiene Rubber
32A	Hose Coupling	1	Aluminium Die Casting	71	Shaft Sleeve	1	Stainless Steel 304
32B	Hose Coupling Attachment	1	Aluminium Die Casting	90	Level Sensor (Electrode)	1	Stainless Steel 304
35	Oil Plug	1	Stainless Steel 304	114	Relay Unit	1	
36	Lubricant		Turbine Oil (ISO VG32)				
50	Motor Bracket	1	Gray Iron Casting				
51	Head Cover	1	Gray Iron Casting				

NO. A-21033-1

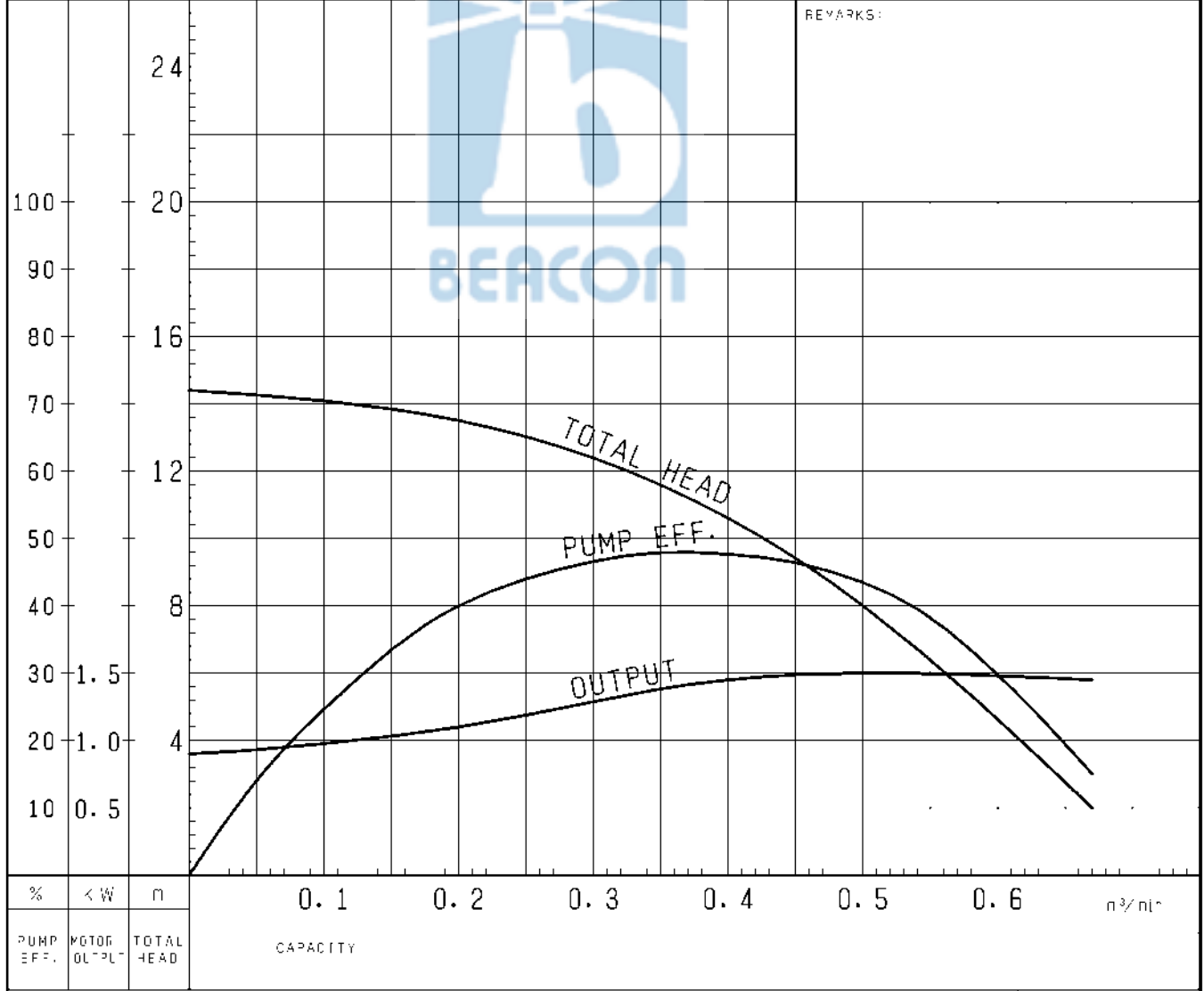
# PUMP PERFORMANCE CURVES

TYPE SUBMERSIBLE GENERAL DEWATERING PUMP	MODEL KTZE31.5 -51	FREQUENCY 50 Hz
---	-----------------------	--------------------

CUSTOMER'S NAME \_\_\_\_\_

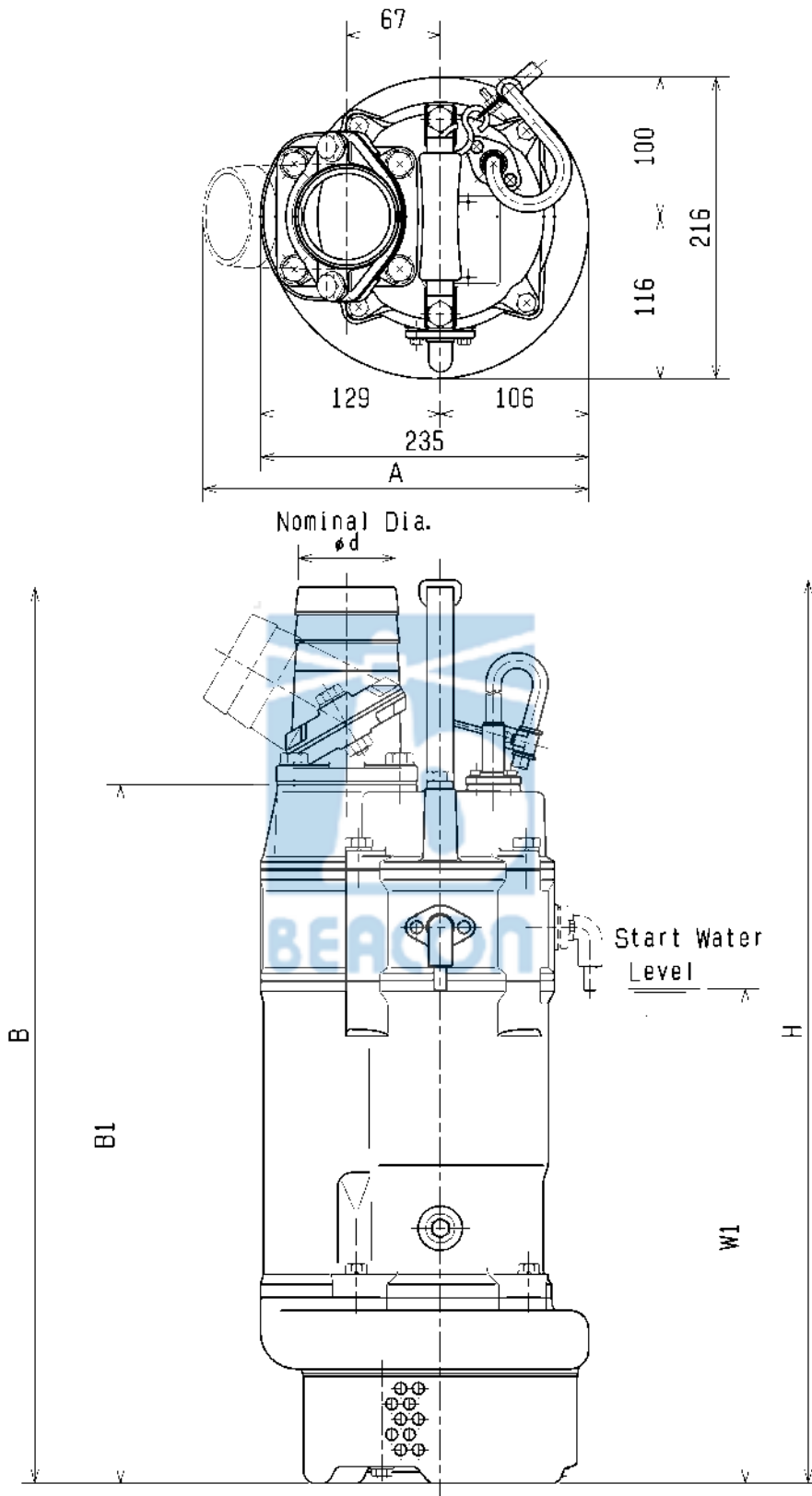
EQUIPMENT TITLE \_\_\_\_\_ NO. \_\_\_\_\_

	STANDARD SPECIFICATIONS	REQUIRED SPECIFICATIONS
DISCHARGE BORE	80 mm	mm
TOTAL HEAD	MAX. 14.4 m	m
CAPACITY	MAX. 0.67 m <sup>3</sup> /min	m <sup>3</sup> /min
MOTOR OUTPUT	1.5 kW	kW
PHASE × VOLTAGE	3 φ × V	φ × V
CURRENT	A	A
POLES / REVOLUTION	2 P / S. S. 3000 min <sup>-1</sup>	P / min <sup>-1</sup>
STARTING METHOD	DIRECT ON LINE	
INSULATION CLASS	F	



TSURUMI MFG. CO., LTD.

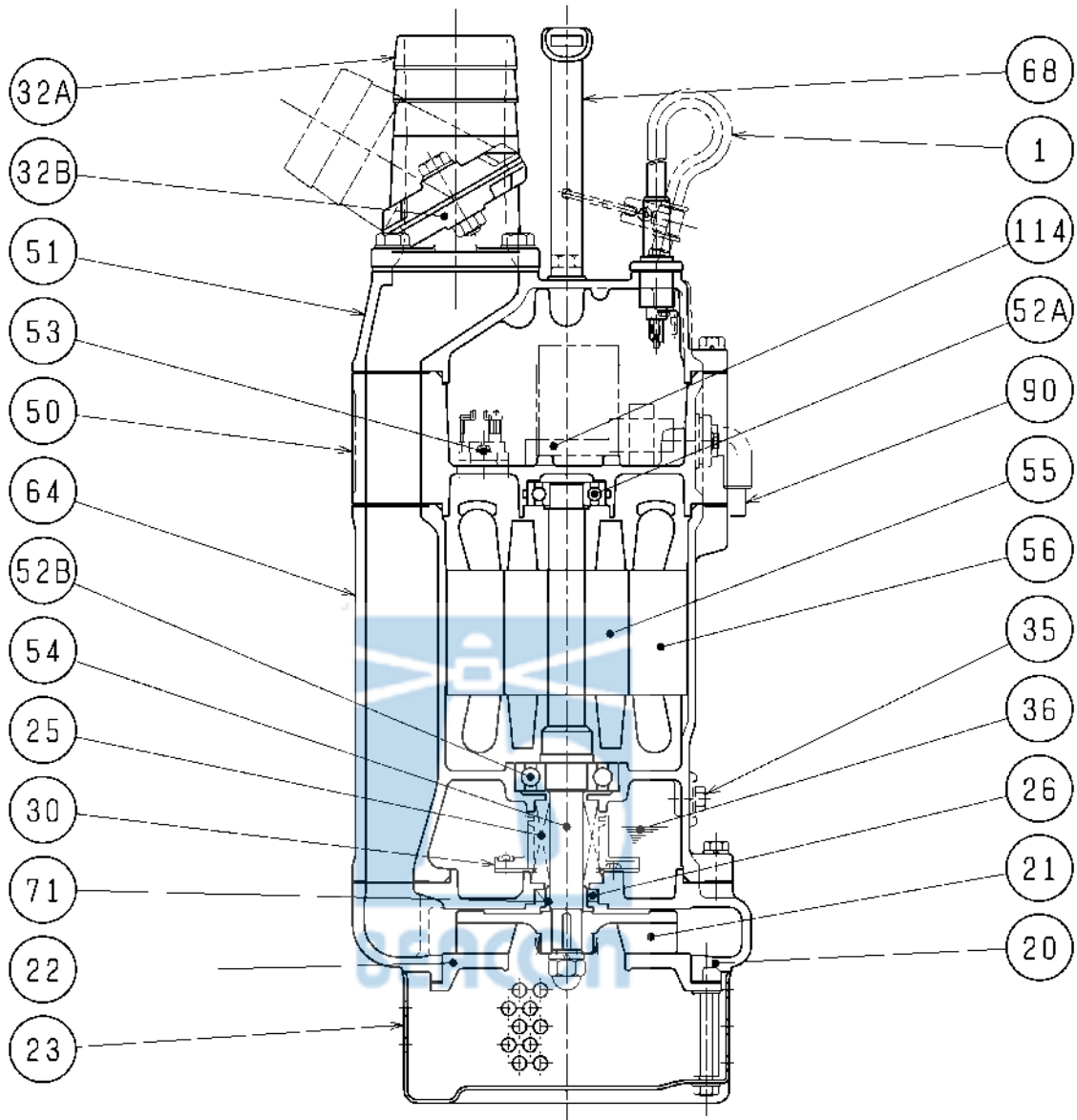
<b>DIMENSION DRAWING</b>		No.	No.	A-21045-1
TYPE	SUBMERSIBLE GENERAL DEWATERING PUMP	MODEL	KTZE21.5 -51/61, KTZE22.2 -51/61 KTZE31.5 -51/61, KTZE32.2 -51/61	



\*excluding cable

MODEL	d	A	B	B1	H	W1	Approximate Weight (kg)
KTZE21.5-51/61	50	270	623	481	628	345	39kg
KTZE31.5-51/61	80	276	623	481	628	345	38kg
KTZE22.2-51/61	50	270	643	501	648	355	41kg
KTZE32.2-51/61	80	276	643	501	648	355	40kg

<b>SECTIONAL DRAWING</b>		No.	No. A-21047-2
TYPE	SUBMERSIBLE GENERAL DEWATERING PUMP	MODEL	KTZE21.5 -51/61, KTZE22.2 -51/61 KTZE31.5 -51/61, KTZE32.2 -51/61



REQ. SPECIFICATION

※ the wetted part

No.	DESCRIPTION	QTY	MATERIAL / NOTE	No.	DESCRIPTION	QTY	MATERIAL / NOTE
1	Cable	1	PVC Sheath	52A	Upper Bearing	1	6204ZC3
20	Pump Casing	1	Gray Iron Casting	52B	Lower Bearing	1	6305ZC3
21	Impeller	1	Chromium Iron Casting	53	Motor Protector	1	
22	Suction Cover	1	Ductile Iron Casting	54	Shaft	1	Stainless Steel 420J2(※)
23	Strainer Stand	1	Steel Sheet	55	Rotor	1	
25	Mechanical Seal	1	H-20T	56	Stator	1	
26	Oil Seal	1	TC25388	64	Motor Frame	1	Gray Iron Casting
30	Oil Lifter	1	Plastic	68	Handle	1	Steel Sheet & Nitrile Butadiene Rubber
32A	Hose Coupling	1	Aluminium Die Casting	71	Shaft Sleeve	1	Stainless Steel 304
32B	Hose Coupling Attachment	1	Aluminium Die Casting	90	Level Sensor (Electrode)	1	Stainless Steel 304
35	Oil Plug	1	Stainless Steel 304	114	Relay Unit	1	
36	Lubricant		Turbine Oil (ISO VG32)				
50	Motor Bracket	1	Gray Iron Casting				
51	Head Cover	1	Gray Iron Casting				

NO. A-21035-1

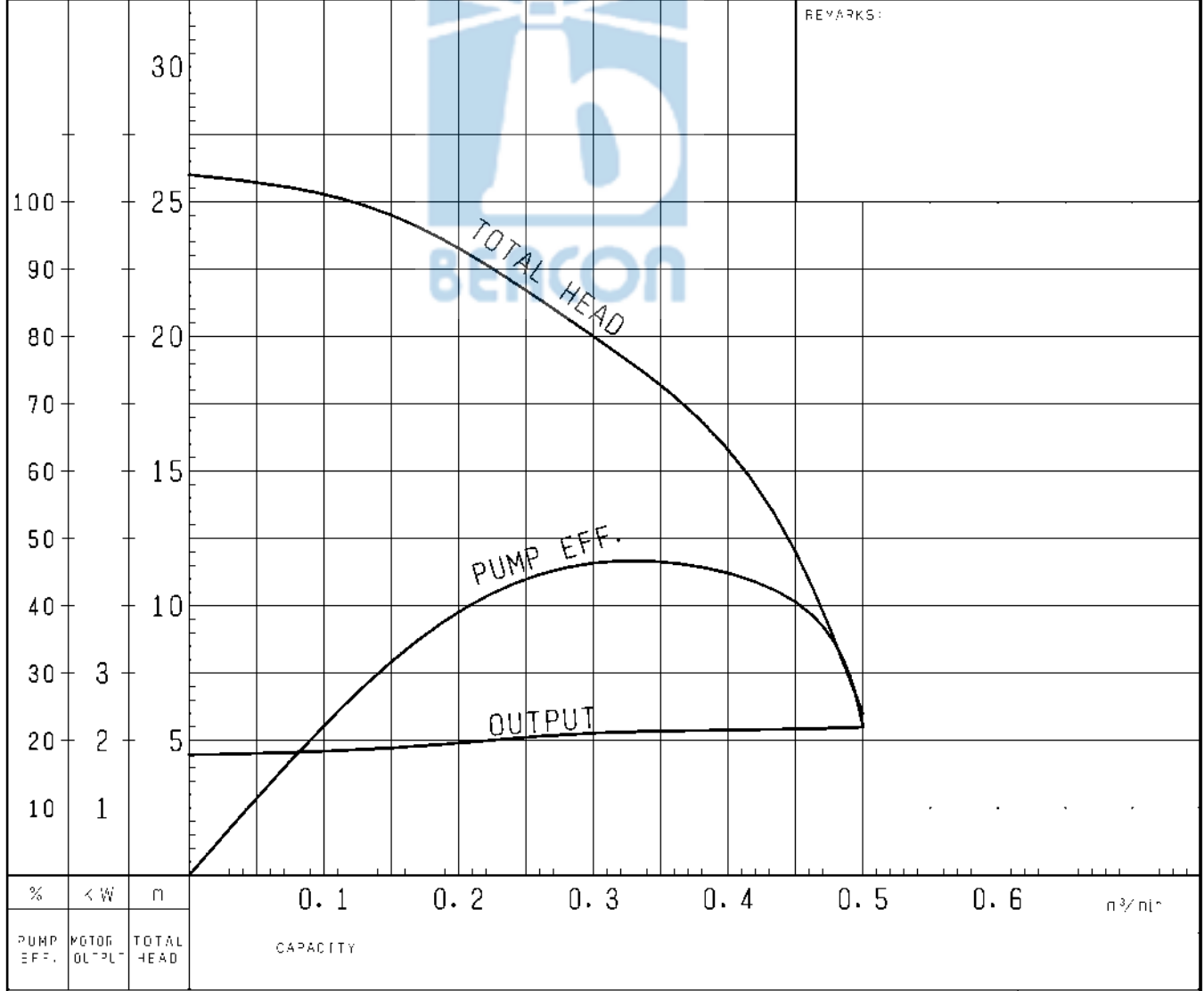
# PUMP PERFORMANCE CURVES

TYPE SUBMERSIBLE GENERAL DEWATERING PUMP	MODEL KTZE22.2 -51	FREQUENCY 50 Hz
---	-----------------------	--------------------

CUSTOMER'S NAME \_\_\_\_\_

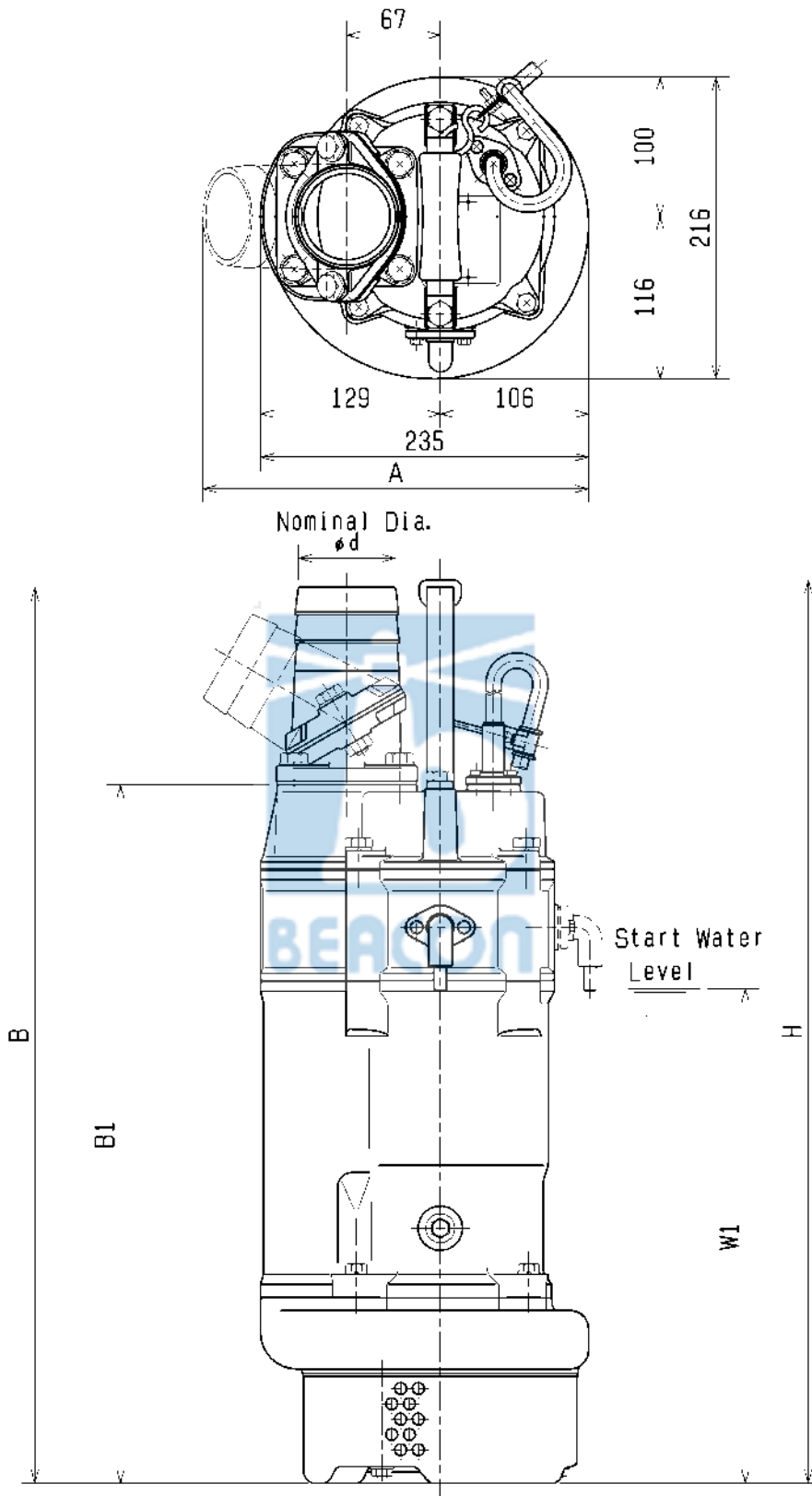
EQUIPMENT TITLE \_\_\_\_\_ NO. \_\_\_\_\_

	STANDARD SPECIFICATIONS	REQUIRED SPECIFICATIONS
DISCHARGE BORE	50 mm	mm
TOTAL HEAD	MAX. 26 m	m
CAPACITY	MAX. 0.5 m <sup>3</sup> /min	m <sup>3</sup> /min
MOTOR OUTPUT	2.2 kW	kW
PHASE × VOLTAGE	3 φ × V	φ × V
CURRENT	A	A
POLES / REVOLUTION	2 P / S. S. 3000 min <sup>-1</sup>	P / min <sup>-1</sup>
STARTING METHOD	DIRECT ON LINE	
INSULATION CLASS	F	



TSURUMI MFG. CO., LTD.

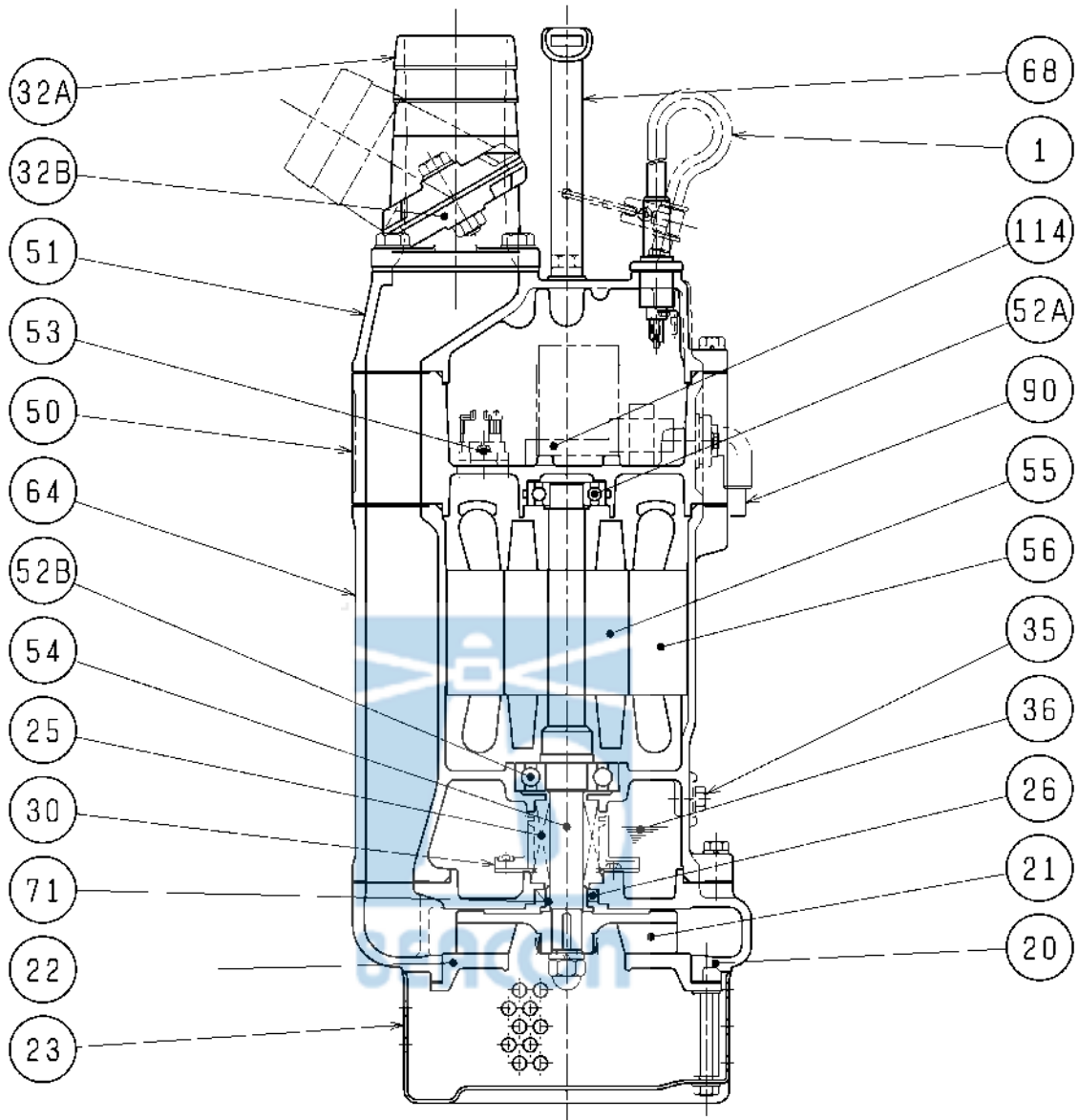
<b>DIMENSION DRAWING</b>		No.	No.	A-21045-1
TYPE	SUBMERSIBLE GENERAL DEWATERING PUMP	MODEL	KTZE21.5 -51/61, KTZE22.2 -51/61 KTZE31.5 -51/61, KTZE32.2 -51/61	



\*excluding cable

MODEL	d	A	B	B1	H	W1	Approximate Weight (kg)
KTZE21.5-51/61	50	270	623	481	628	345	39kg
KTZE31.5-51/61	80	276	623	481	628	345	38kg
KTZE22.2-51/61	50	270	643	501	648	355	41kg
KTZE32.2-51/61	80	276	643	501	648	355	40kg

<b>SECTIONAL DRAWING</b>		No.	No. A-21047-2
TYPE	SUBMERSIBLE GENERAL DEWATERING PUMP	MODEL	KTZE21.5 -51/61, KTZE22.2 -51/61 KTZE31.5 -51/61, KTZE32.2 -51/61



REQ. SPECIFICATION

※ the wetted part

No.	DESCRIPTION	QTY	MATERIAL / NOTE	No.	DESCRIPTION	QTY	MATERIAL / NOTE
1	Cable	1	PVC Sheath	52A	Upper Bearing	1	6204ZC3
20	Pump Casing	1	Gray Iron Casting	52B	Lower Bearing	1	6305ZC3
21	Impeller	1	Chromium Iron Casting	53	Motor Protector	1	
22	Suction Cover	1	Ductile Iron Casting	54	Shaft	1	Stainless Steel 420J2(※)
23	Strainer Stand	1	Steel Sheet	55	Rotor	1	
25	Mechanical Seal	1	H-20T	56	Stator	1	
26	Oil Seal	1	TC25388	64	Motor Frame	1	Gray Iron Casting
30	Oil Lifter	1	Plastic	68	Handle	1	Steel Sheet & Nitrile Butadiene Rubber
32A	Hose Coupling	1	Aluminium Die Casting	71	Shaft Sleeve	1	Stainless Steel 304
32B	Hose Coupling Attachment	1	Aluminium Die Casting	90	Level Sensor (Electrode)	1	Stainless Steel 304
35	Oil Plug	1	Stainless Steel 304	114	Relay Unit	1	
36	Lubricant		Turbine Oil (ISO VG32)				
50	Motor Bracket	1	Gray Iron Casting				
51	Head Cover	1	Gray Iron Casting				

NO. A-21037-1

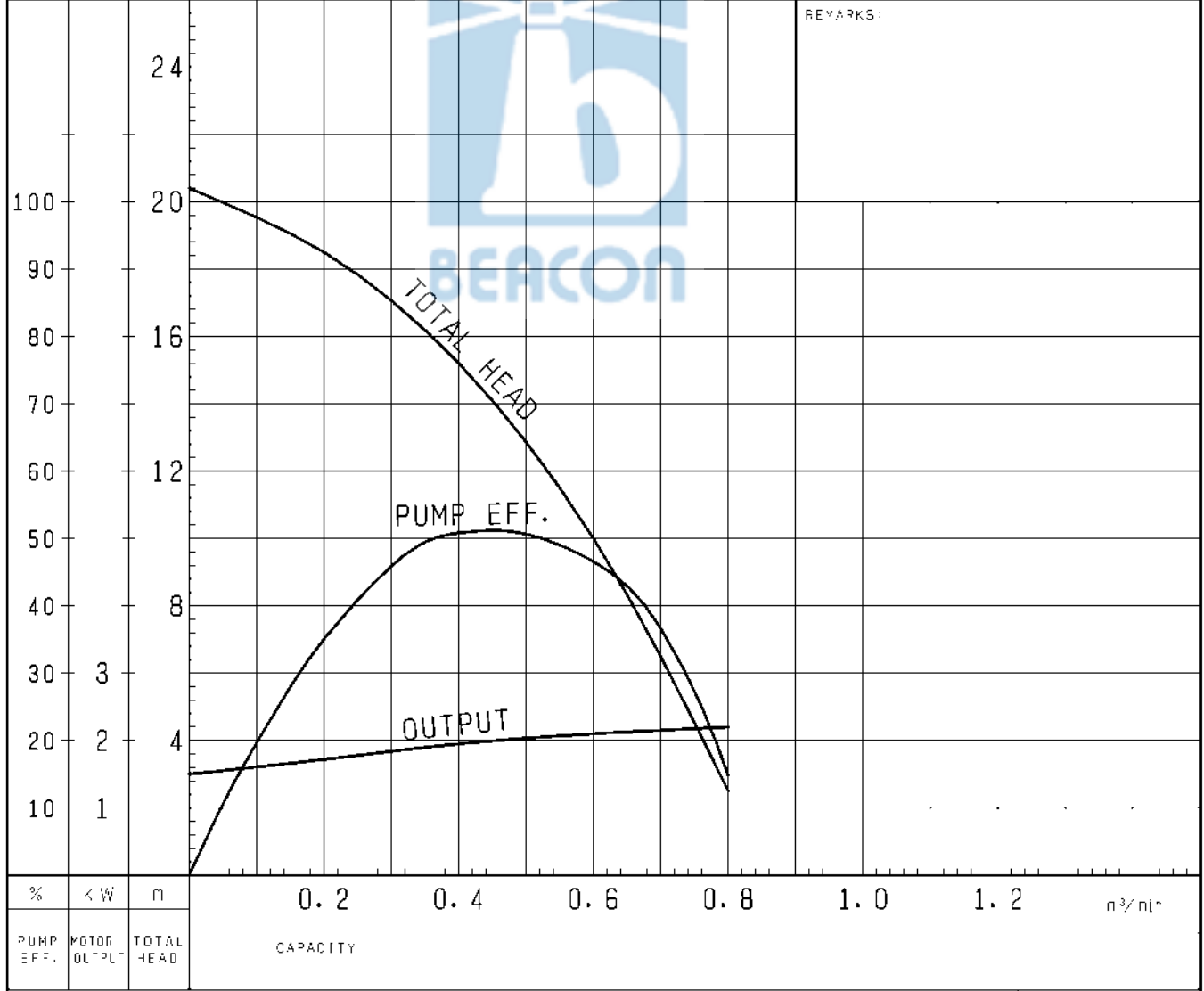
# PUMP PERFORMANCE CURVES

TYPE SUBMERSIBLE GENERAL DEWATERING PUMP	MODEL KTZE32.2 -51	FREQUENCY 50 Hz
---	-----------------------	--------------------

CUSTOMER'S NAME \_\_\_\_\_

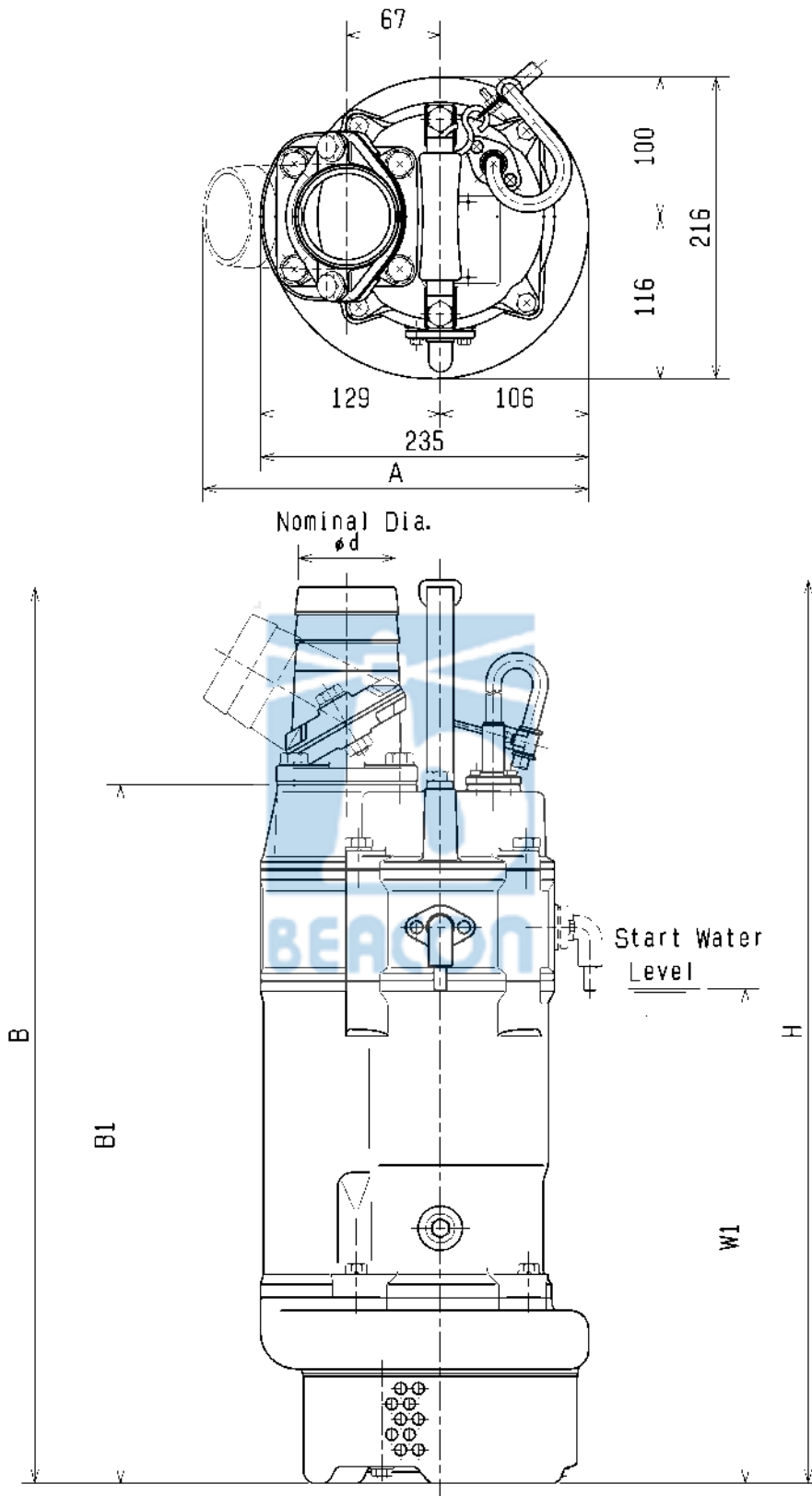
EQUIPMENT TITLE \_\_\_\_\_ NO. \_\_\_\_\_

	STANDARD SPECIFICATIONS	REQUIRED SPECIFICATIONS
DISCHARGE BORE	80 mm	mm
TOTAL HEAD	MAX. 20.4 m	m
CAPACITY	MAX. 0.8 m <sup>3</sup> /min	m <sup>3</sup> /min
MOTOR OUTPUT	2.2 kW	kW
PHASE × VOLTAGE	3 φ × V	φ × V
CURRENT	A	A
POLES / REVOLUTION	2 P / S. S. 3000 min <sup>-1</sup>	P / min <sup>-1</sup>
STARTING METHOD	DIRECT ON LINE	
INSULATION CLASS	F	



TSURUMI MFG. CO., LTD.

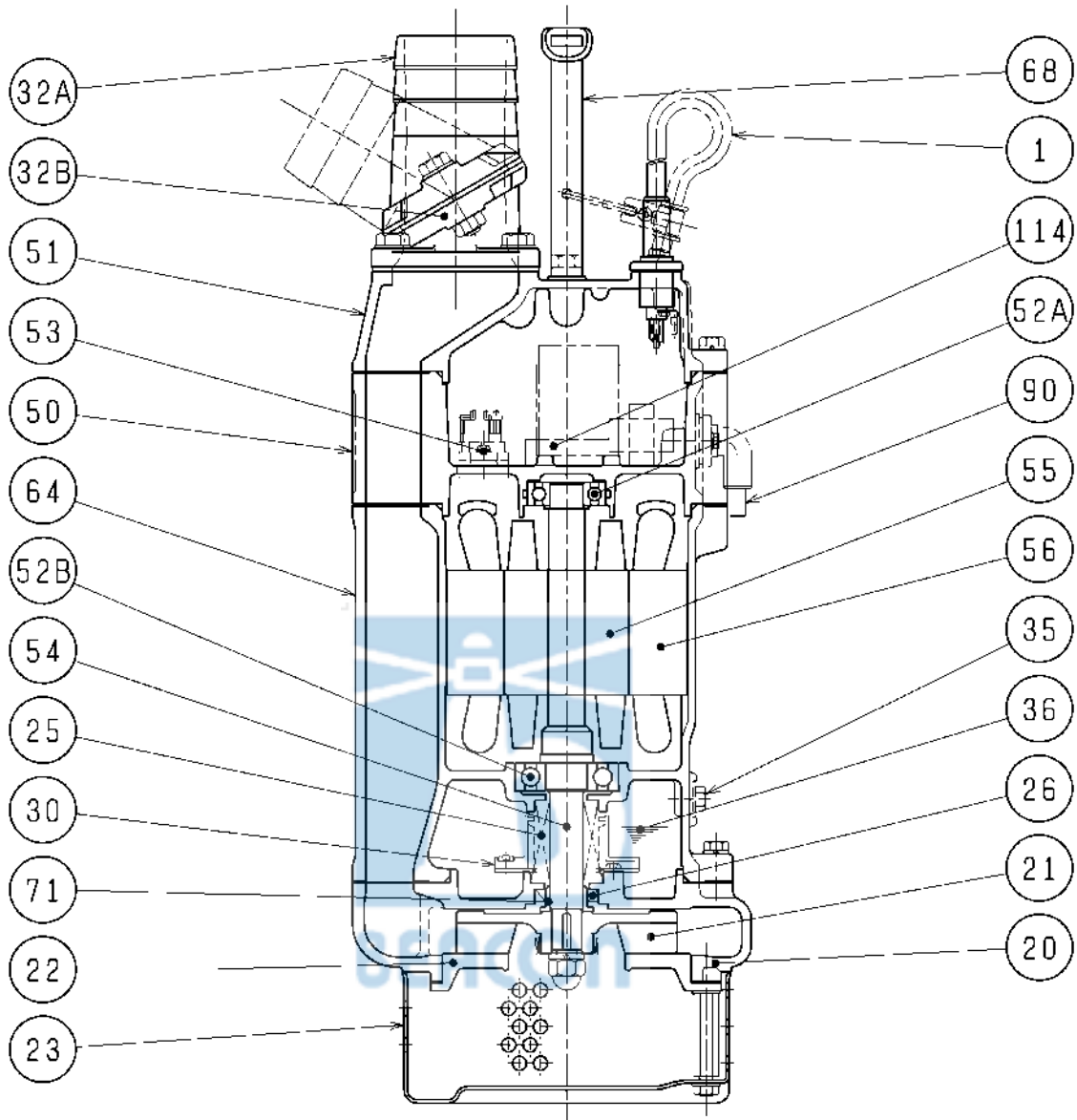
<b>DIMENSION DRAWING</b>		No.	No.	A-21045-1
TYPE	SUBMERSIBLE GENERAL DEWATERING PUMP	MODEL	KTZE21.5 -51/61, KTZE22.2 -51/61 KTZE31.5 -51/61, KTZE32.2 -51/61	



\*excluding cable

MODEL	d	A	B	B1	H	W1	Approximate Weight (kg)
KTZE21.5-51/61	50	270	623	481	628	345	39kg
KTZE31.5-51/61	80	276	623	481	628	345	38kg
KTZE22.2-51/61	50	270	643	501	648	355	41kg
KTZE32.2-51/61	80	276	643	501	648	355	40kg

<b>SECTIONAL DRAWING</b>		No.	No. A-21047-2
TYPE	SUBMERSIBLE GENERAL DEWATERING PUMP	MODEL	KTZE21.5 -51/61, KTZE22.2 -51/61 KTZE31.5 -51/61, KTZE32.2 -51/61



REQ. SPECIFICATION

※ the wetted part

No.	DESCRIPTION	QTY	MATERIAL / NOTE	No.	DESCRIPTION	QTY	MATERIAL / NOTE
1	Cable	1	PVC Sheath	52A	Upper Bearing	1	6204ZC3
20	Pump Casing	1	Gray Iron Casting	52B	Lower Bearing	1	6305ZC3
21	Impeller	1	Chromium Iron Casting	53	Motor Protector	1	
22	Suction Cover	1	Ductile Iron Casting	54	Shaft	1	Stainless Steel 420J2(※)
23	Strainer Stand	1	Steel Sheet	55	Rotor	1	
25	Mechanical Seal	1	H-20T	56	Stator	1	
26	Oil Seal	1	TC25388	64	Motor Frame	1	Gray Iron Casting
30	Oil Lifter	1	Plastic	68	Handle	1	Steel Sheet & Nitrile Butadiene Rubber
32A	Hose Coupling	1	Aluminium Die Casting	71	Shaft Sleeve	1	Stainless Steel 304
32B	Hose Coupling Attachment	1	Aluminium Die Casting	90	Level Sensor (Electrode)	1	Stainless Steel 304
35	Oil Plug	1	Stainless Steel 304	114	Relay Unit	1	
36	Lubricant		Turbine Oil (ISO VG32)				
50	Motor Bracket	1	Gray Iron Casting				
51	Head Cover	1	Gray Iron Casting				

NO. A-21039-1

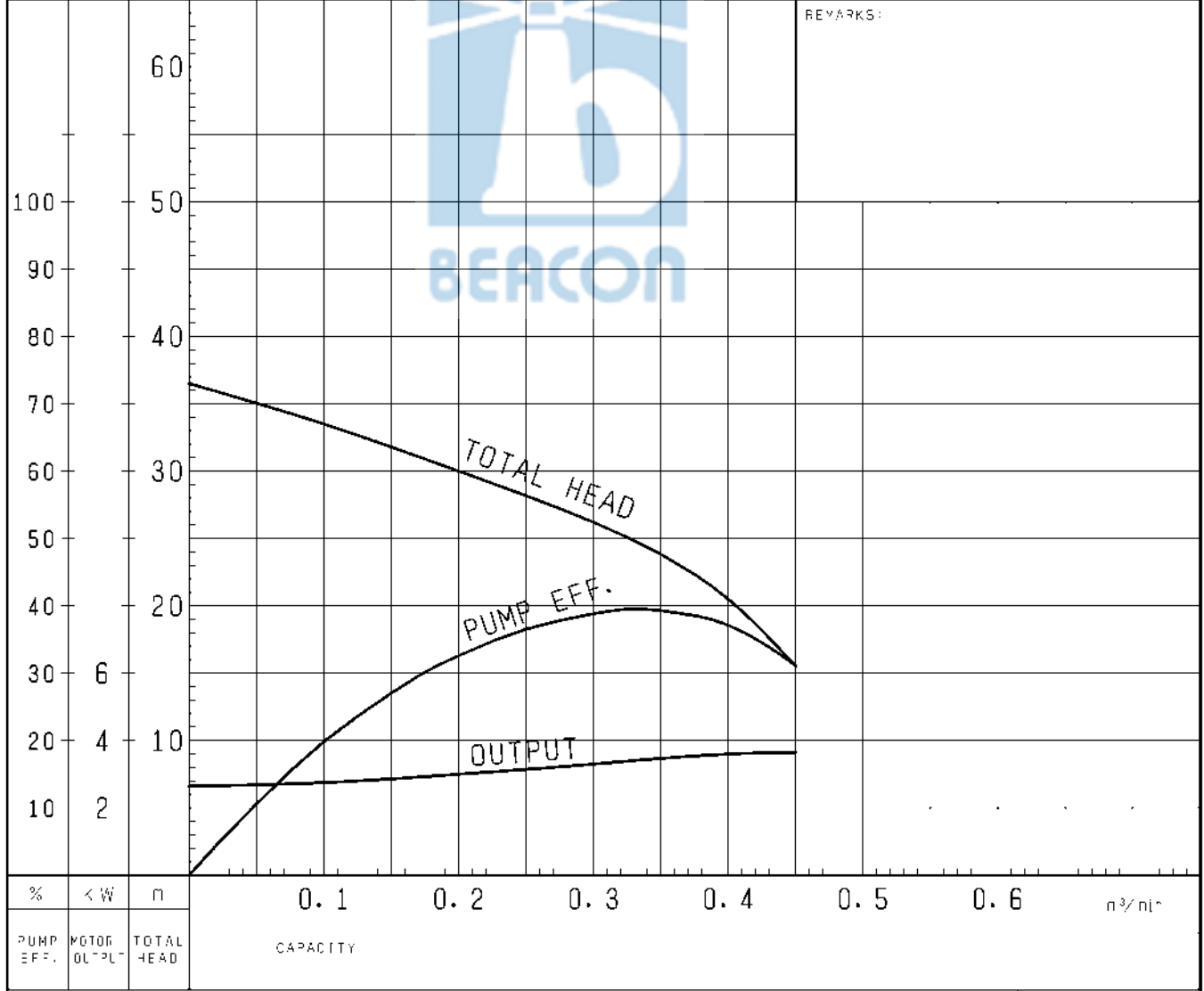
# PUMP PERFORMANCE CURVES

TYPE SUBMERSIBLE GENERAL DEWATERING PUMP	MODEL KTZE23.7 -51	FREQUENCY 50 Hz
---	-----------------------	--------------------

CUSTOMER'S NAME \_\_\_\_\_

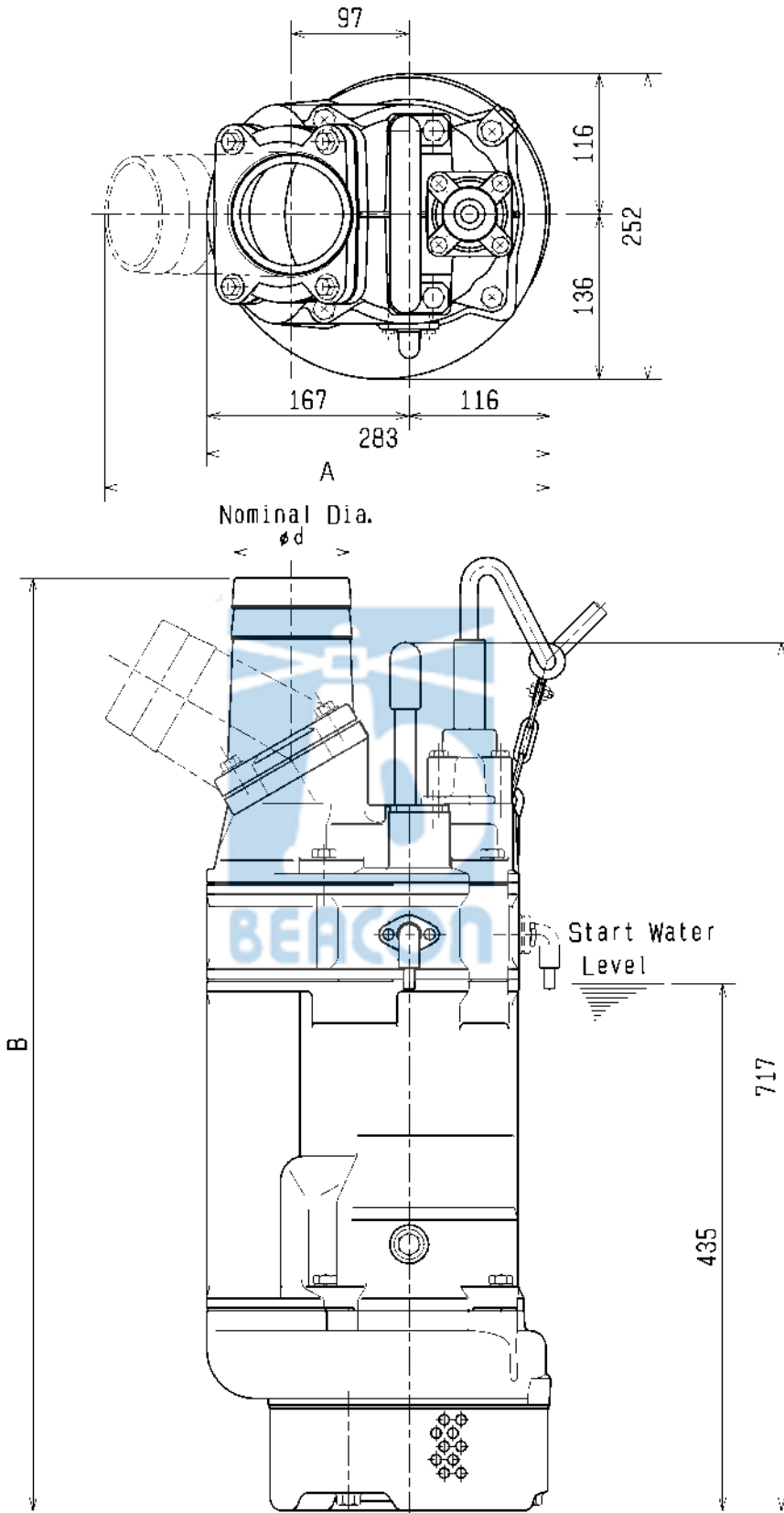
EQUIPMENT TITLE \_\_\_\_\_ NO. \_\_\_\_\_

	STANDARD SPECIFICATIONS	REQUIRED SPECIFICATIONS
DISCHARGE BORE	50 mm	mm
TOTAL HEAD	MAX. 36.5 m	m
CAPACITY	MAX. 0.45 m <sup>3</sup> /min	m <sup>3</sup> /min
MOTOR OUTPUT	3.7 kW	kW
PHASE × VOLTAGE	3 φ × V	φ × V
CURRENT	A	A
POLES / REVOLUTION	2 P / S. S. 3000 min <sup>-1</sup>	P / min <sup>-1</sup>
STARTING METHOD	DIRECT ON LINE	
INSULATION CLASS	F	



TSURUMI MFG. CO., LTD.

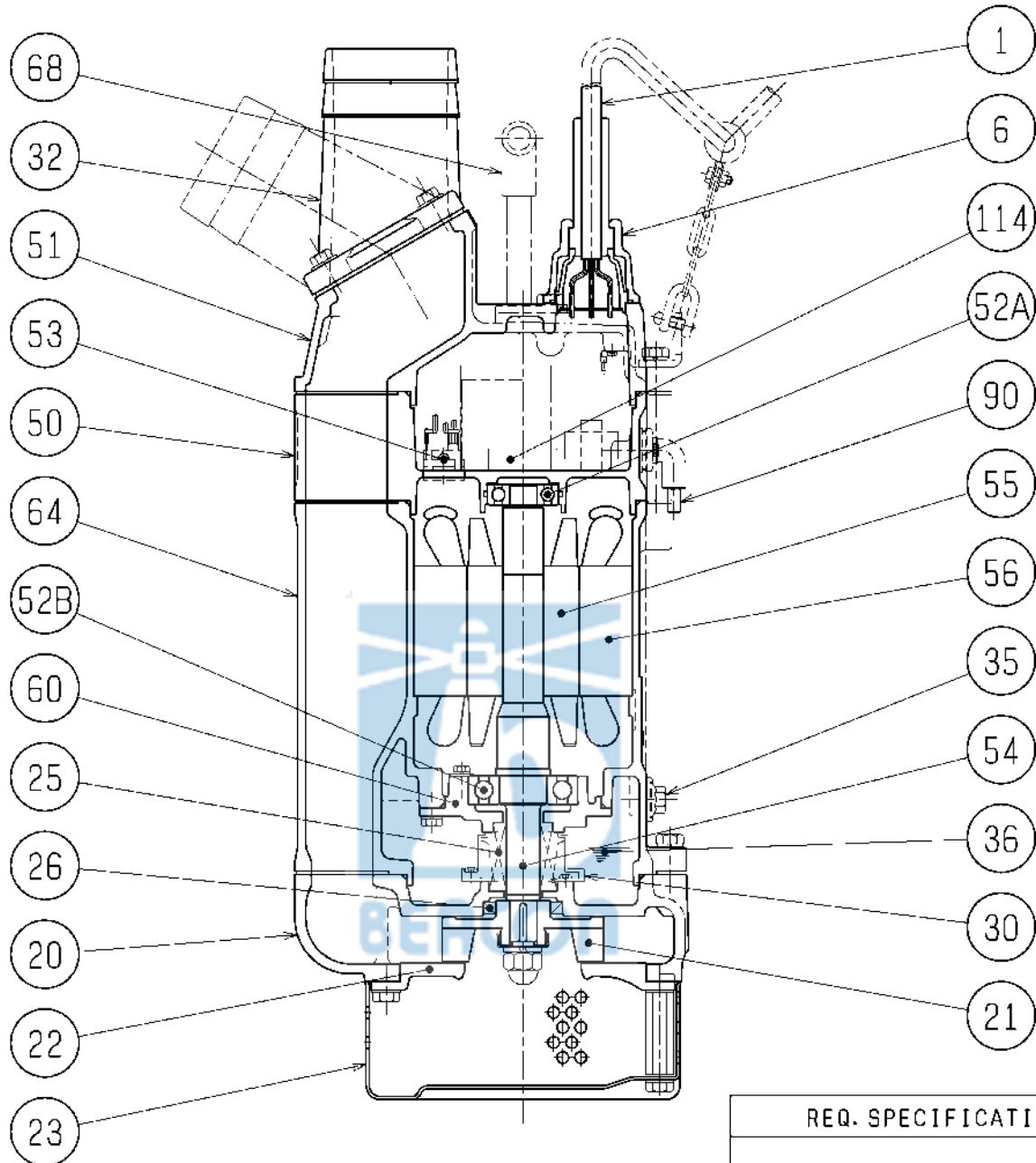
<b>DIMENSION DRAWING</b>		No.	No. A-21046-1
TYPE	SUBMERSIBLE GENERAL DEWATERING PUMP	MODEL	KTZE23.7 -51/61, KTZE33.7 -51/61 KTZE43.7 -51/61



\*excluding cable

MODEL	d	A	B	Approximate Weight (※)
KTZE23.7-51/61	50	342	755	69kg
KTZE33.7-51/61	80	347	755	69kg
KTZE43.7-51/61	100	367	770	69kg

<b>SECTIONAL DRAWING</b>		No.	No. A-21048-2
TYPE	SUBMERSTIBLE GENERAL DEWATERING PUMP	MODEL	KTZE23.7 -51/61, KTZE33.7 -51/61 KTZE43.7 -51/61



REQ. SPECIFICATION

\* the wetted part

No.	DESCRIPTION	QTY	MATERIAL / NOTE	No.	DESCRIPTION	QTY	MATERIAL / NOTE
1	Cabtyre Cable	1	Chloroprene Sheath	52A	Upper Bearing	1	6304ZC3
6	Stuffing Box	1	Gray Iron Casting	52B	Lower Bearing	1	6307ZC3
20	Pump Casing	1	Gray Iron Casting	53	Motor Protector	1	
21	Impeller	1	Chromium Iron Casting	54	Shaft	1	Stainless Steel 420J2(※)
22	Suction Cover	1	Ductile Iron Casting	55	Rotor	1	
23	Strainer Stand	1	Steel Sheet	56	Stator	1	
25	Mechanical Seal	1	H-25T	60	Bearing Housing	1	Gray Iron Casting
26	Oil Seal	1	TC40588	64	Motor Frame	1	Gray Iron Casting
30	Oil Lifter	1	Plastic	68	Handle	1	Carbon Steel Pipe & Structure Steel
32	Hose Coupling	1	Aluminium Die Casting	90	Level Sensor(Electrode)	1	
35	Oil Plug	1	Stainless Steel 304	114	Relay Unit	1	
36	Lubricant		Turbine Oil (ISO VG32)				
50	Motor Bracket	1	Gray Iron Casting				
51	Head Cover	1	Gray Iron Casting				

NO. A-21041-1

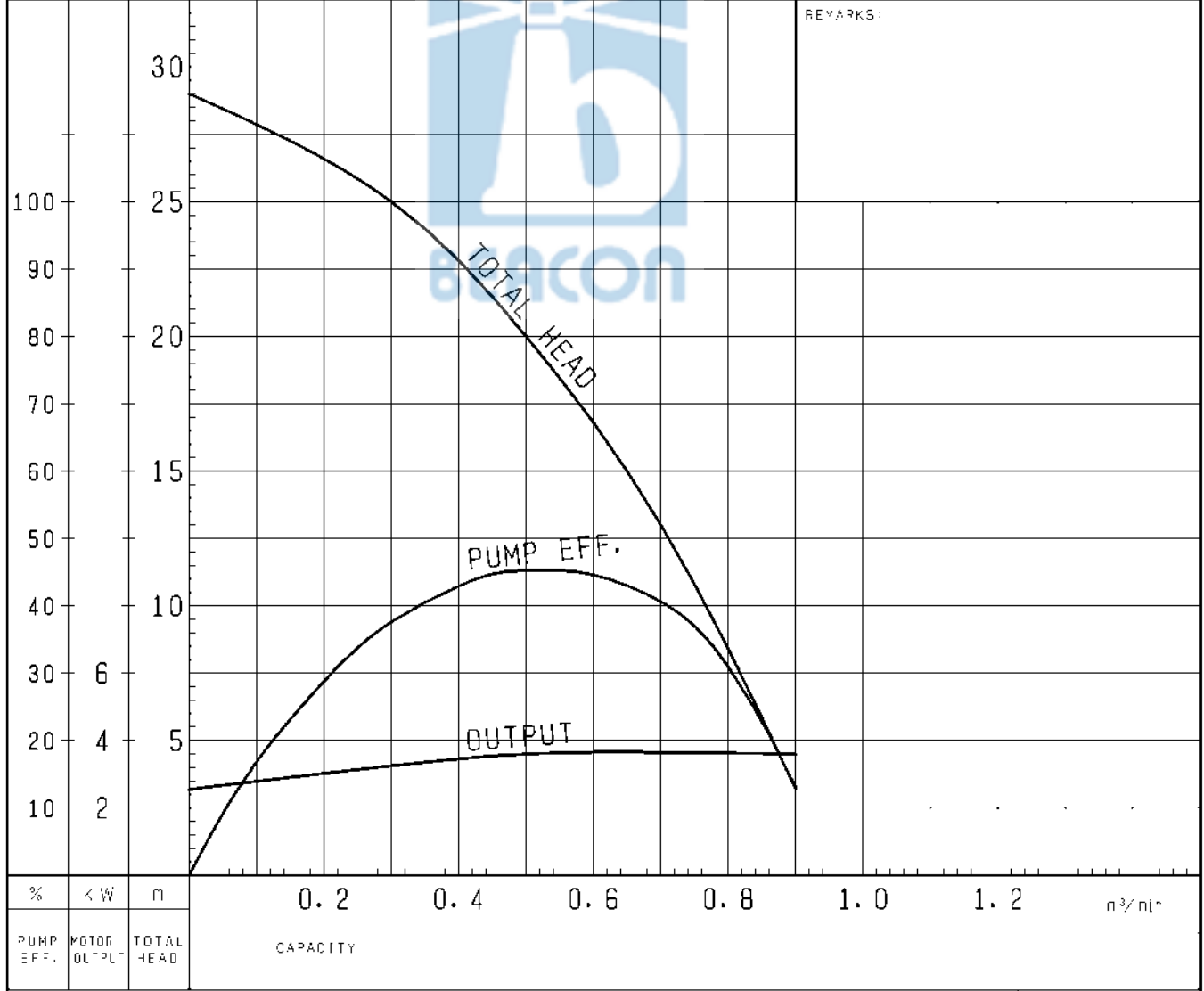
# PUMP PERFORMANCE CURVES

TYPE SUBMERSIBLE GENERAL DEWATERING PUMP	MODEL KTZE33.7 -51	FREQUENCY 50 Hz
---	-----------------------	--------------------

CUSTOMER'S NAME \_\_\_\_\_

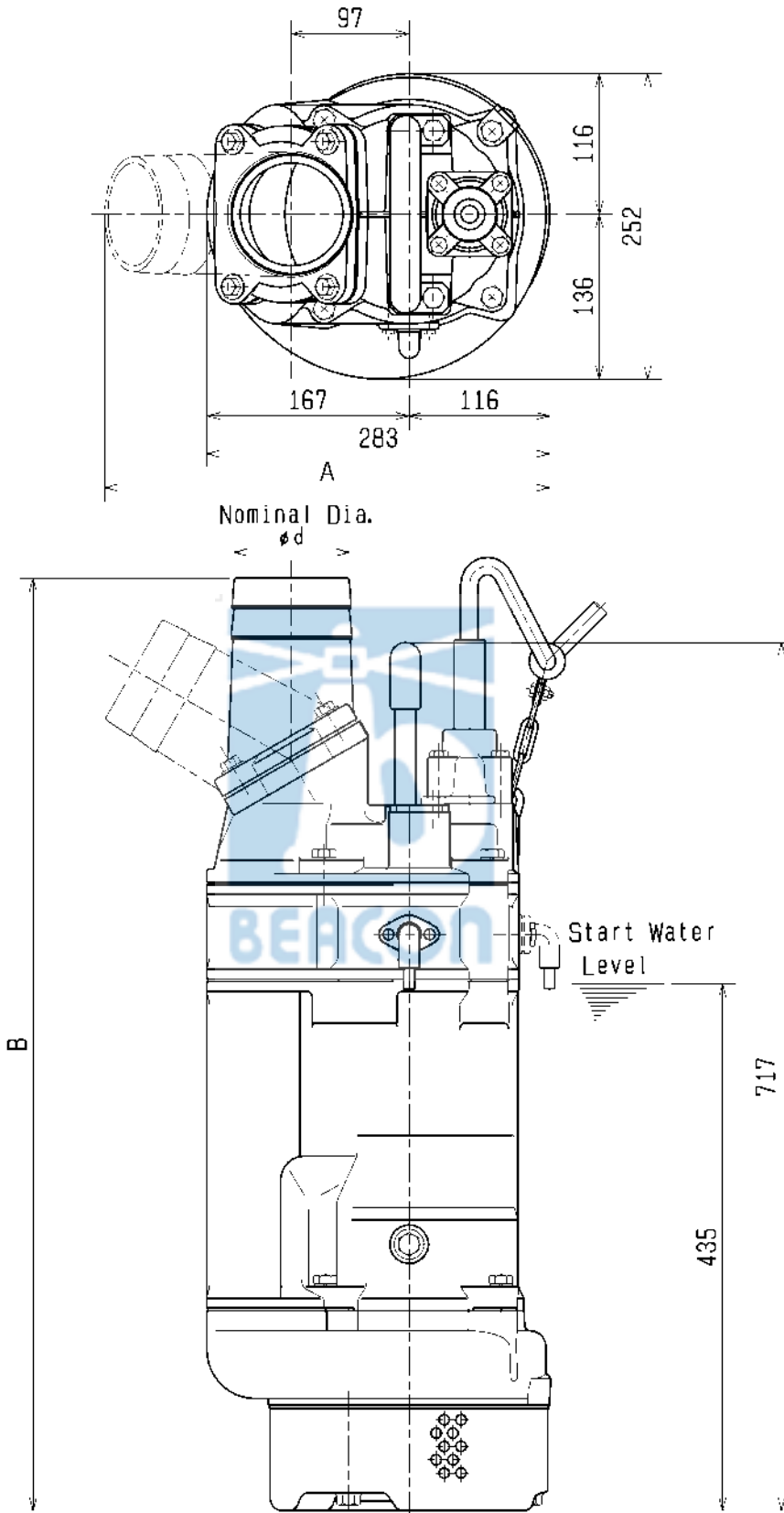
EQUIPMENT TITLE \_\_\_\_\_ NO. \_\_\_\_\_

	STANDARD SPECIFICATIONS	REQUIRED SPECIFICATIONS
DISCHARGE BORE	80 mm	mm
TOTAL HEAD	MAX. 29 m	m
CAPACITY	MAX. 0.9 m <sup>3</sup> /min	m <sup>3</sup> /min
MOTOR OUTPUT	3.7 kW	kW
PHASE × VOLTAGE	3 φ × V	φ × V
CURRENT	A	A
POLES / REVOLUTION	2 P / S. S. 3000 min <sup>-1</sup>	P / min <sup>-1</sup>
STARTING METHOD	DIRECT ON LINE	
INSULATION CLASS	F	



TSURUMI MFG. CO., LTD.

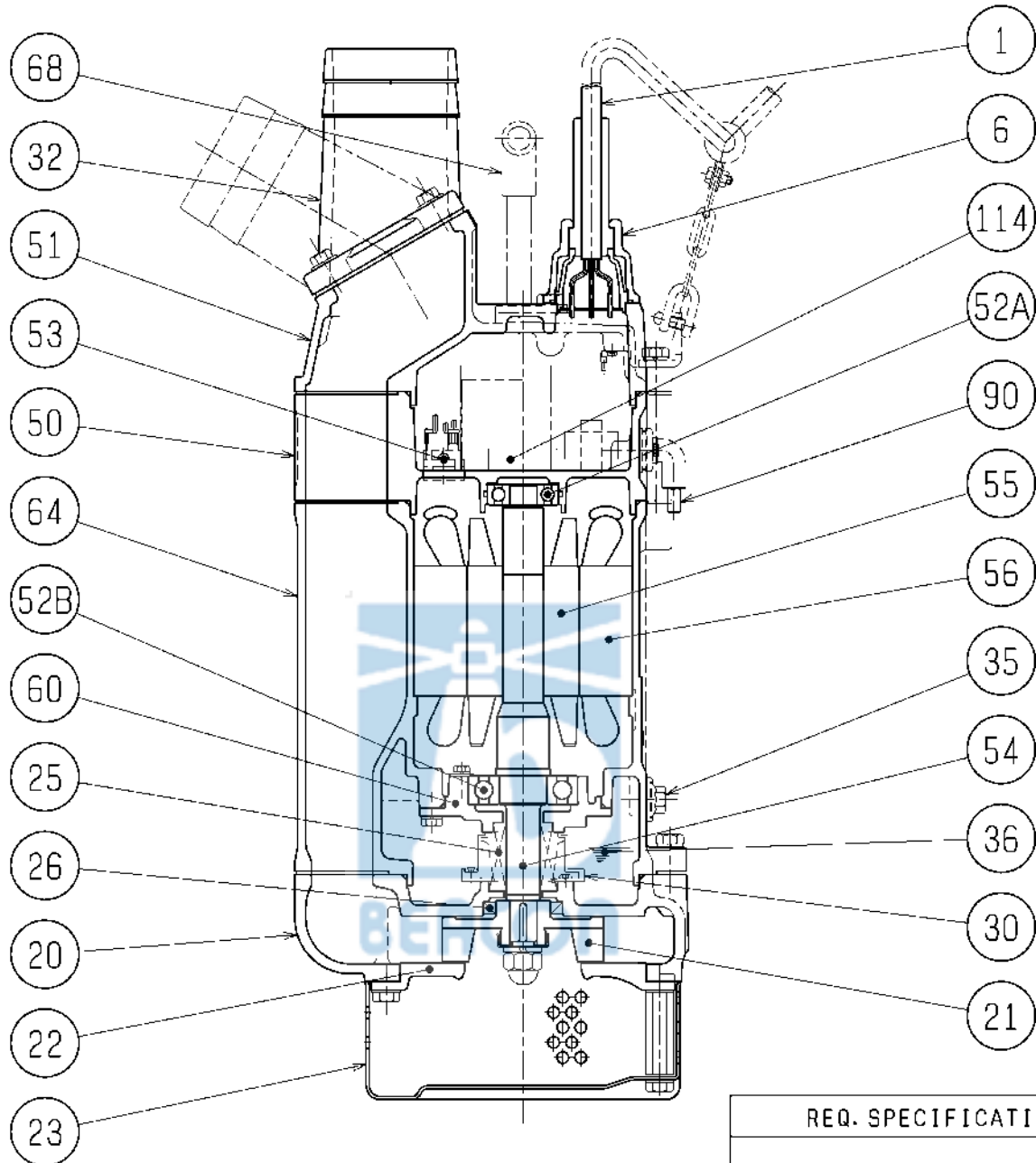
<b>DIMENSION DRAWING</b>		No.	No. A-21046-1
TYPE	SUBMERSIBLE GENERAL DEWATERING PUMP	MODEL	KTZE23.7 -51/61, KTZE33.7 -51/61 KTZE43.7 -51/61



\*excluding cable

MODEL	d	A	B	Approximate Weight (※)
KTZE23.7-51/61	50	342	755	69kg
KTZE33.7-51/61	80	347	755	69kg
KTZE43.7-51/61	100	367	770	69kg

<b>SECTIONAL DRAWING</b>		No.	No. A-21048-2
TYPE	SUBMERSTIBLE GENERAL DEWATERING PUMP	MODEL	KTZE23.7 -51/61, KTZE33.7 -51/61 KTZE43.7 -51/61



REQ. SPECIFICATION

\* the wetted part

No.	DESCRIPTION	QTY	MATERIAL / NOTE	No.	DESCRIPTION	QTY	MATERIAL / NOTE
1	Cabtyre Cable	1	Chloroprene Sheath	52A	Upper Bearing	1	6304ZC3
6	Stuffing Box	1	Gray Iron Casting	52B	Lower Bearing	1	6307ZC3
20	Pump Casing	1	Gray Iron Casting	53	Motor Protector	1	
21	Impeller	1	Chromium Iron Casting	54	Shaft	1	Stainless Steel 420J2(※)
22	Suction Cover	1	Ductile Iron Casting	55	Rotor	1	
23	Strainer Stand	1	Steel Sheet	56	Stator	1	
25	Mechanical Seal	1	H-25T	60	Bearing Housing	1	Gray Iron Casting
26	Oil Seal	1	TC40588	64	Motor Frame	1	Gray Iron Casting
30	Oil Lifter	1	Plastic	68	Handle	1	Carbon Steel Pipe & Structure Steel
32	Hose Coupling	1	Aluminium Die Casting	90	Level Sensor(Electrode)	1	
35	Oil Plug	1	Stainless Steel 304	114	Relay Unit	1	
36	Lubricant		Turbine Oil (ISO VG32)				
50	Motor Bracket	1	Gray Iron Casting				
51	Head Cover	1	Gray Iron Casting				

NO. A-21043-1

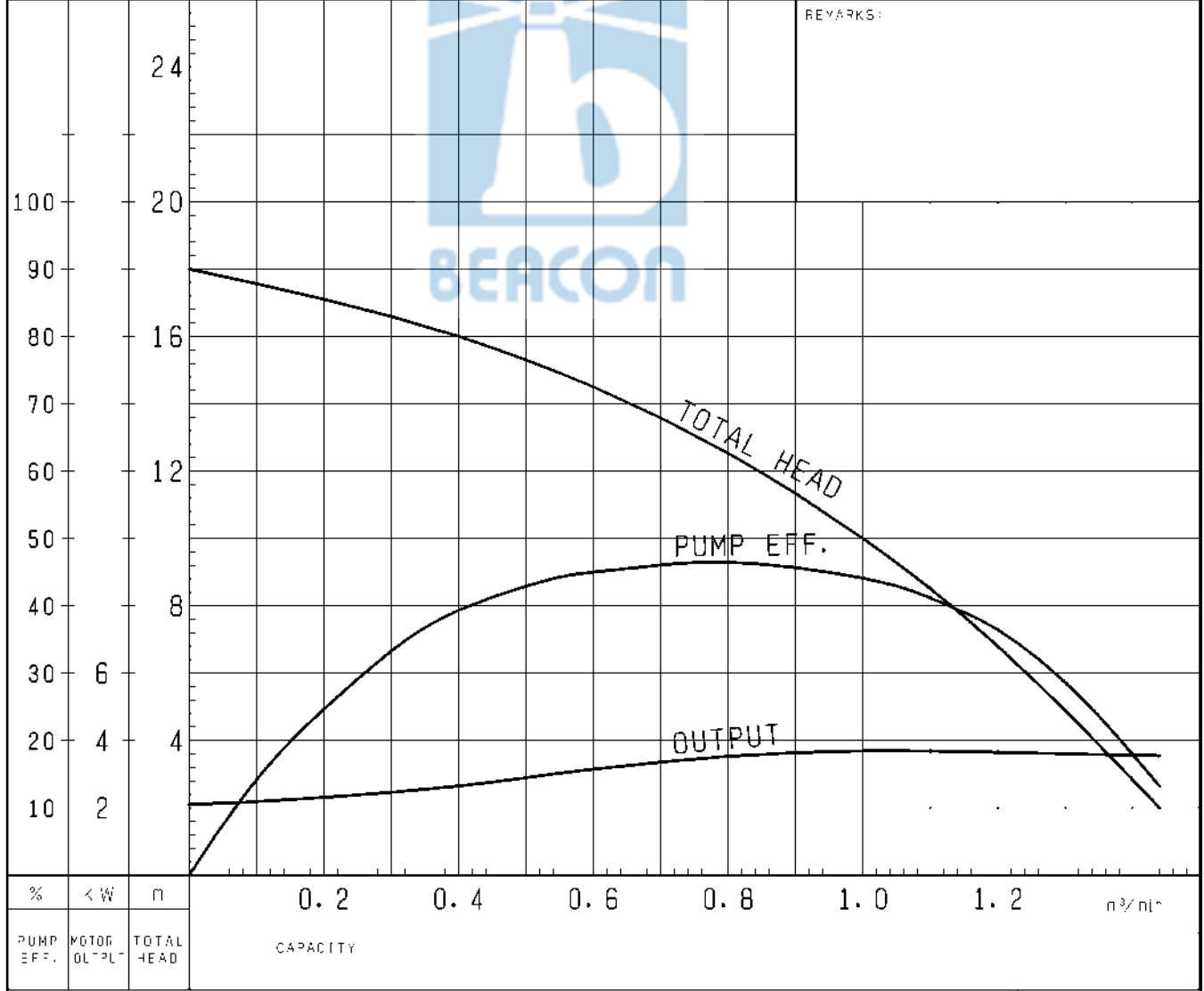
# PUMP PERFORMANCE CURVES

TYPE SUBMERSIBLE GENERAL DEWATERING PUMP	MODEL KTZE43.7 -51	FREQUENCY 50 Hz
---	-----------------------	--------------------

CUSTOMER'S NAME \_\_\_\_\_

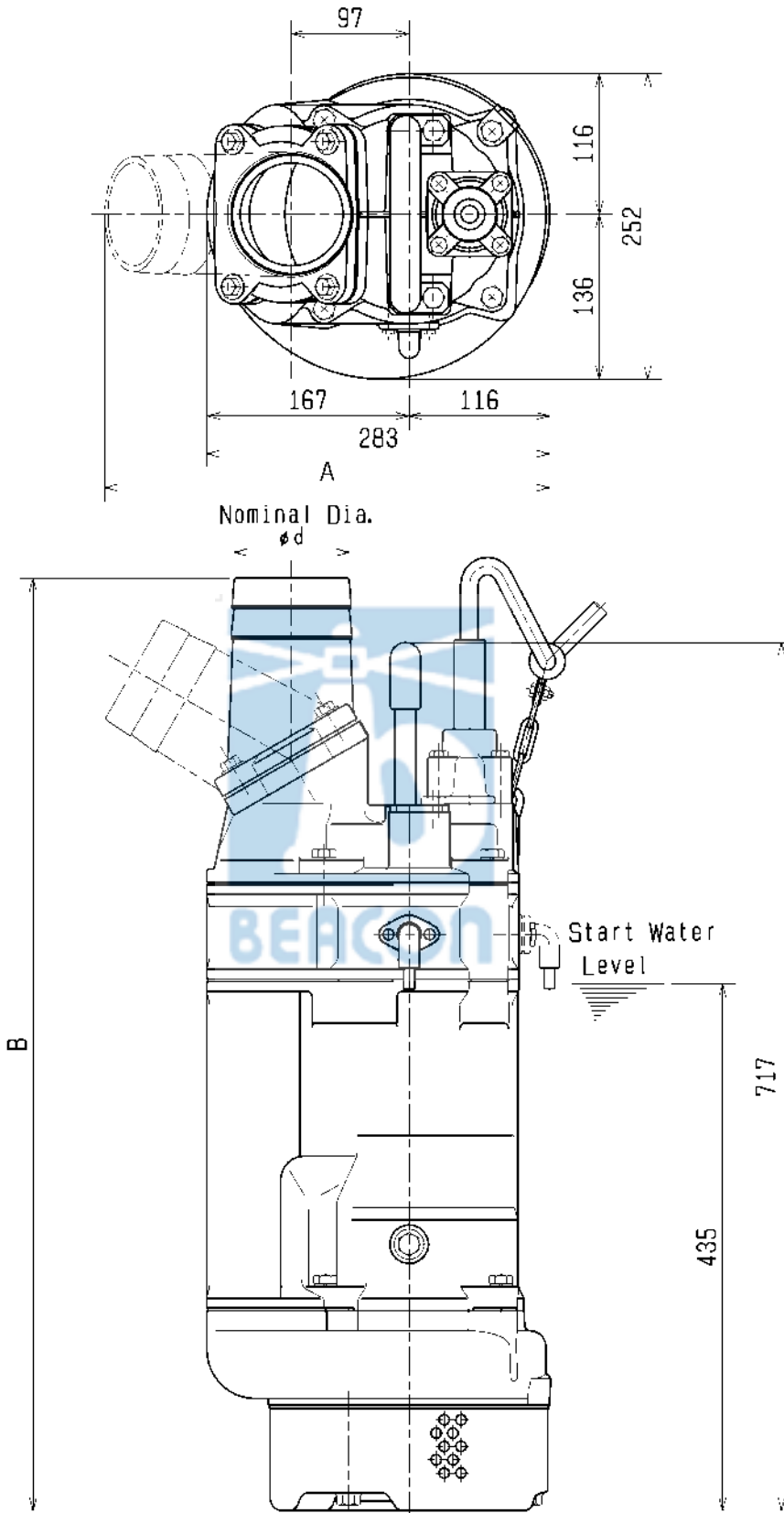
EQUIPMENT TITLE \_\_\_\_\_ NO. \_\_\_\_\_

	STANDARD SPECIFICATIONS	REQUIRED SPECIFICATIONS
DISCHARGE BORE	100 mm	mm
TOTAL HEAD	MAX. 18 m	m
CAPACITY	MAX. 1.44 m <sup>3</sup> /min	m <sup>3</sup> /min
MOTOR OUTPUT	3.7 kW	kW
PHASE × VOLTAGE	3 φ × V	φ × V
CURRENT	A	A
POLES / REVOLUTION	2 P / S. S. 3000 min <sup>-1</sup>	P / min <sup>-1</sup>
STARTING METHOD	DIRECT ON LINE	
INSULATION CLASS	F	



TSURUMI MFG. CO., LTD.

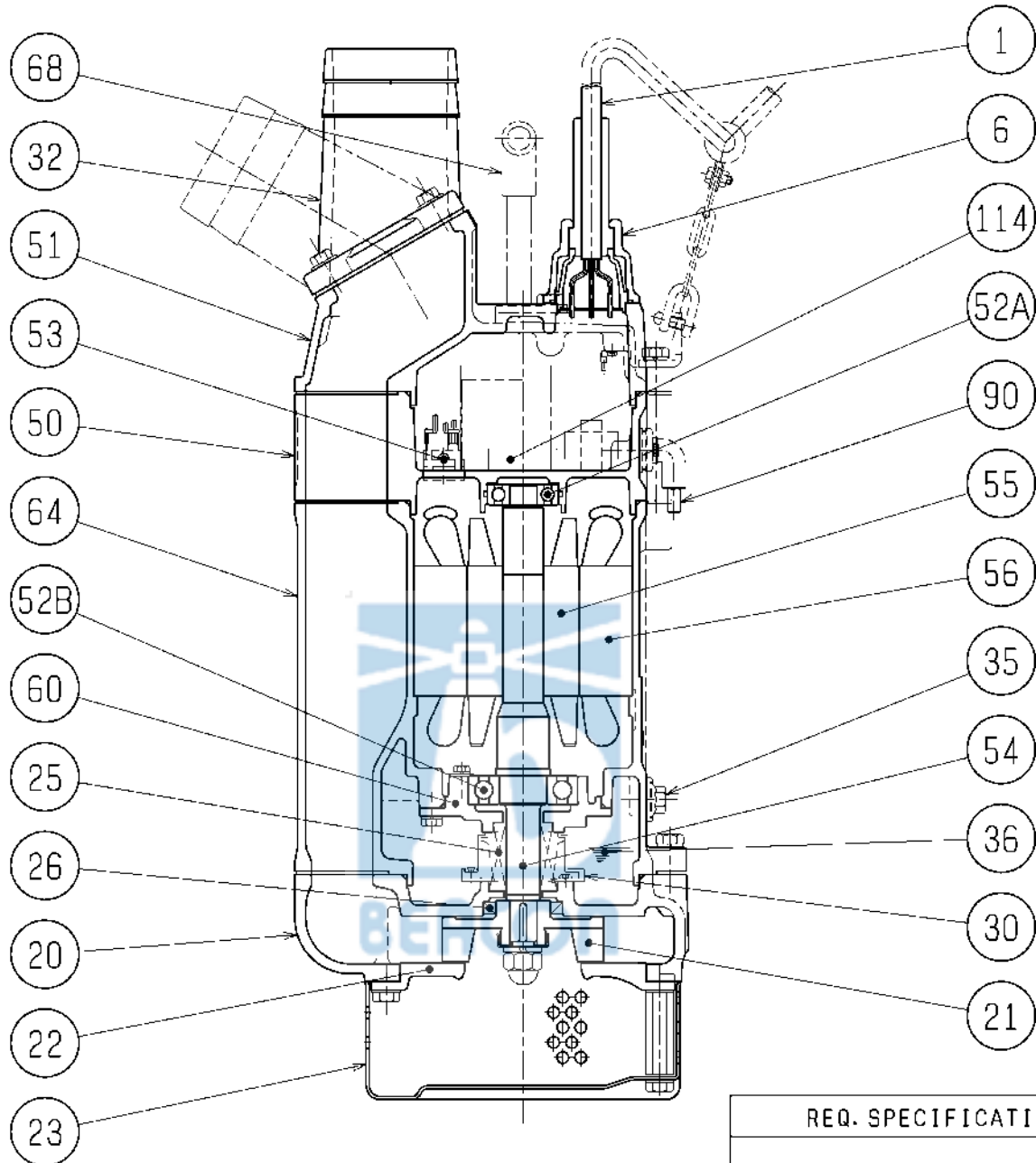
<b>DIMENSION DRAWING</b>		No.	No. A-21046-1
TYPE	SUBMERSIBLE GENERAL DEWATERING PUMP	MODEL	KTZE23.7 -51/61, KTZE33.7 -51/61 KTZE43.7 -51/61



\*excluding cable

MODEL	d	A	B	Approximate Weight (※)
KTZE23.7-51/61	50	342	755	69kg
KTZE33.7-51/61	80	347	755	69kg
KTZE43.7-51/61	100	367	770	69kg

<b>SECTIONAL DRAWING</b>		No.	No. A-21048-2
TYPE	SUBMERSTIBLE GENERAL DEWATERING PUMP	MODEL	KTZE23.7 -51/61, KTZE33.7 -51/61 KTZE43.7 -51/61



REQ. SPECIFICATION

\* the wetted part

No.	DESCRIPTION	QTY	MATERIAL / NOTE	No.	DESCRIPTION	QTY	MATERIAL / NOTE
1	Cabtyre Cable	1	Chloroprene Sheath	52A	Upper Bearing	1	6304ZC3
6	Stuffing Box	1	Gray Iron Casting	52B	Lower Bearing	1	6307ZC3
20	Pump Casing	1	Gray Iron Casting	53	Motor Protector	1	
21	Impeller	1	Chromium Iron Casting	54	Shaft	1	Stainless Steel 420J2(※)
22	Suction Cover	1	Ductile Iron Casting	55	Rotor	1	
23	Strainer Stand	1	Steel Sheet	56	Stator	1	
25	Mechanical Seal	1	H-25T	60	Bearing Housing	1	Gray Iron Casting
26	Oil Seal	1	TC40588	64	Motor Frame	1	Gray Iron Casting
30	Oil Lifter	1	Plastic	68	Handle	1	Carbon Steel Pipe & Structure Steel
32	Hose Coupling	1	Aluminium Die Casting	90	Level Sensor(Electrode)	1	
35	Oil Plug	1	Stainless Steel 304	114	Relay Unit	1	
36	Lubricant		Turbine Oil (ISO VG32)				
50	Motor Bracket	1	Gray Iron Casting				
51	Head Cover	1	Gray Iron Casting				